

Year 1 Summer 2 – Online Safety



Big Question

How can I be Safe Online?

Key Vocabulary for the unit:

Digital footprint: The content someone shares about themselves online.

Going Online: Connecting to the internet.

Internet: Lots of computers connected to one another.

Personal information: Information about us e.g. full name, address, birthday.

Post online: Placing information (such as photos or comments) on the internet.

Download: To save a file from the internet or another computer.

Sharing online: Sharing content (music, photo, videos) or information online.

Smart device: A device on which you can use apps, a camera and make voice/video calls.

Powerful knowledge/skills for this unit:

To know that the internet is many devices connected to one another.

To know what to do if you feel unsafe or worried online – tell a trusted adult.

To know that people you do not know on the internet (online) are strangers and are not always who they say they are.

To know that to stay safe online it is important to keep personal information safe.





To know that 'sharing' and 'posting' relate to the giving versus placing of information online.

What I should already know from EYFS:

- ◆ What the internet is and what it is used for.
- ◆ Why it is important to ask a grown-up before going on the internet.
- ◆ To be careful when talking to people we don't know online.

Useful diagrams for the unit:

Staying safe online

People you do not know on the internet are strangers.	Be nice to people just like you would in the real world.
	
Keep your personal information private.	If you are unsure about anything, tell an adult you trust.
	

Lots of devices can connect to the internet such as laptops, desktops, mobile phones, games consoles and tablets.

